

Monthly Report

Report as of 31 August 2022

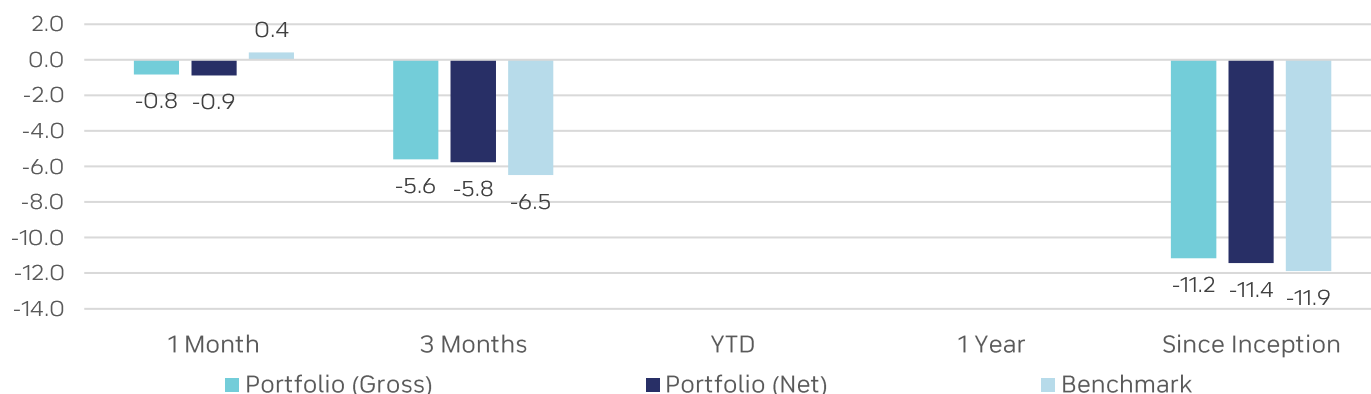
KEY INFORMATION

Lead manager	Glen Finegan
Inception date	30 March 2022
AUM (\$m)	8.26
Currency	USD
Benchmark	MSCI EM Total Return Index
Stocks guideline range	30 - 60
Vehicle	Dublin ICAV
ISIN	IE000HMCOSU5 IE0003FOYVZ4
Share class	F S

PORTFOLIO MANAGEMENT TEAM

Glen Finegan	Lead Portfolio Manager	19 years
Michael Cahoon	Portfolio Manager	9 years
Nicholas Cowley	Portfolio Manager	22 years
Stephen Dean	Portfolio Manager	12 years
Rohan Kelleher	Portfolio Manager	11 years
Ian Tabberer	Portfolio Manager	18 years
Cecilia Bosman	Investment Associate	1 year

PERFORMANCE % (PERIOD RETURNS TO 31 AUGUST 2022)



Past performance does not guarantee future results

Every investment program has the opportunity for losses as well as profits. Any security mentioned is for informational purposes only and should not be construed as investment advice.



FAR-SIGHTED AND FAIR-MINDED INVESTING IN EMERGING MARKETS

INVESTMENT PHILOSOPHY

The investment team's philosophy stresses the importance of alignment. Emerging markets present a distinctive context in which to operate a business, with constant evolution – and sometimes revolution – in economic, political, regulatory and financial conditions. Investing alongside managers and owners with good reputations who control their own destiny and share our belief in a long-term approach is an important way to align interests.

INVESTMENT APPROACH

The investment team are fundamental, bottom-up investors seeking to create high conviction portfolios of reasonably valued, high-quality companies that are exposed to, or operate in, emerging markets. They ignore the index and focus on finding sustainable businesses which contribute to absolute returns over the long-term.

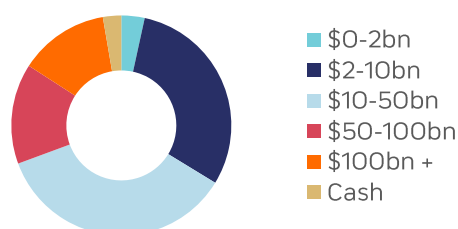
TOP 10 HOLDINGS

Company	Industry (GICS Level 2)	Country	Weight (%)
Cipla	Pharmaceuticals, Biotechnology & Life Sciences	India	6.8
Fomento Economico Mexicano	Food & Beverage	Mexico	6.7
Housing Development Finance	Banks	India	6.2
Tata Consultancy Services	Software & Services	India	6.1
Heineken Holding	Food & Beverage	Netherlands	5.5
TSMC	Semiconductors & Semiconductor Equipment	Taiwan	4.0
Advantech	Technology Hardware & Equipment	Taiwan	3.8
Unilever	Household & Personal Products	United Kingdom	3.1
LG Household and Health Care	Household & Personal Products	South Korea	2.9
Colgate India	Household & Personal Products	India	2.9
Total Top 10			48.0

KEY CHARACTERISTICS

Number of holdings	39
Number of countries	19
Number of sectors	8
Number of industries	22
7 day fund liquidity	100
Average market capitalisation	34,294
Annual turnover	4.7
Active share (%)	91

MARKET CAP DIVERSIFICATION



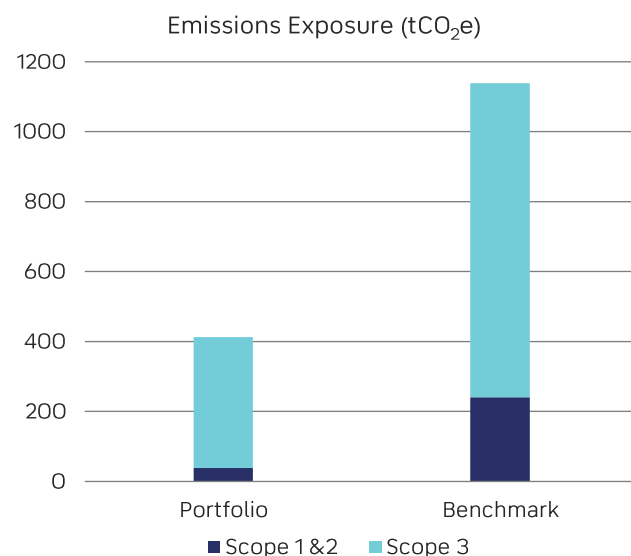
Past performance does not guarantee future results

All investments involve risk, including the possible loss of capital. Not for use with the public. Not for redistribution.

COUNTRY WEIGHTS

Country	Portfolio (%)	Benchmark (%)
India	29.2	14.5
Taiwan	11.7	14.6
China	7.2	31.4
Mexico	6.7	2.0
Brazil	6.3	5.3
Netherlands	5.5	0.0
South Korea	5.1	11.6
United Kingdom	3.1	0.0
South Africa	3.0	3.4
Canada	2.7	0.0
Turkey	2.7	0.3
Switzerland	2.6	0.0
Japan	2.5	0.0
Portugal	1.9	0.0
Australia	1.8	0.0
Philippines	1.8	0.8
Argentina	1.7	0.0
Chile	1.2	0.6
Hong Kong	0.8	0.6
Cash	2.7	0.0

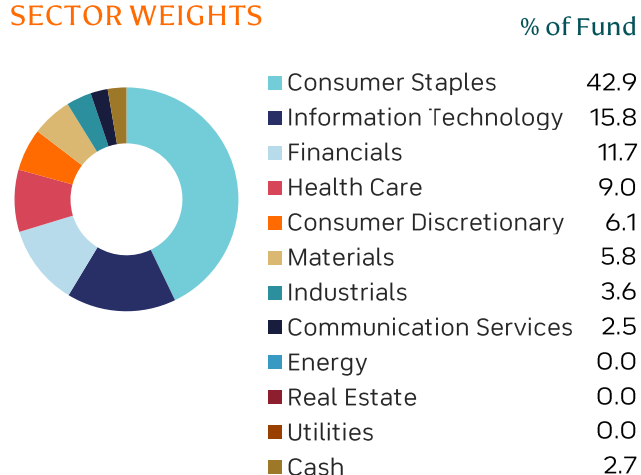
PORTFOLIO EMISSIONS EXPOSURE vs BENCHMARK¹



REGIONAL WEIGHTS

Region	Portfolio (%)	Benchmark (%)
Asia Pacific	62.6	79.3
EMEA	16.1	12.3
Americas	18.6	8.4
Cash	2.7	0.0

SECTOR WEIGHTS



Past performance does not guarantee future results

Source: ¹ ISS Climate Impact Report & MSCI EM benchmark as at 30 June 2022

All investments involve risk, including the possible loss of capital. Not for use with the public. Not for redistribution.

Disclaimer

This document is issued by BennBridge Limited. BennBridge Limited is authorised and regulated by the Financial Conduct Authority.

BennBridge provides this material as a general overview of the firm, our processes and our investment capabilities. It has been provided for informational purposes only. It does not constitute or form part of any offer to issue or sell, or any solicitation of any offer to subscribe or to purchase, shares, units or other interests in investments that may be referred to herein and must not be construed as investment or financial product advice. BennBridge has not considered any reader's financial situation, objective or needs in providing the relevant information.

Any projections, market outlooks or estimates contained in this presentation constitute forward looking statements and are based on certain assumptions and subject to certain known and unknown risks. Accordingly, such forward looking statements should not be relied upon as being indicative of future performance or events.

Past performance is not indicative of future results. The value of investments and the income from them may go down as well as up and investors may not get back the amounts originally invested.

This document may not be reproduced or distributed by the recipient, in whole or part, except that this document may be provided to the recipient's advisers in connection with an evaluation of a potential investment.

In the United Kingdom this document is only available to professional investors meeting the criteria for professional clients set out in COBS 3.5 of the Conduct of Business Sourcebook in the Financial Conduct Authority's Handbook of rules and guidance, including 'investment professionals' within the meaning of Article 19(5) of the Financial Services and Markets Act (Financial Promotion) Order 2005 or Article 14(5) of the Investment Services and Markets Act 2000 (Promotion of Collective Investment Schemes) (Exemptions) Order 2001.

Potential investors in Emerging markets should be aware that investment in these markets can involve a higher degree of risk.

Decisions to invest should be based on the fund's prospectus, supplement and key investor information document (KIID), as well as the most recent annual and semi-annual financial statements. These documents are available in English free of charge on www.bennbridge.com and from the registered office of the ICAV at 5 George's Dock, IFSC, Dublin 1, Ireland during normal business hours on any business day.



Past performance does not guarantee future results

All investments involve risk, including the possible loss of capital. Not for use with the public. Not for redistribution.

Contacts

BENNBRIDGE

108-110 Jermyn Street, London SW1Y 6EE

IR@bennbridge.com

Naureen Khan

Managing Director – EMEA Distribution

Naureen.Khan@bennbridge.com

+44 (0)7970 907 749

Charles Oldmeadow

Director – EMEA Distribution

Charles.Oldmeadow@bennbridge.com

+44 (0)7866 222 172

Janus Intelmann

Vice President – EMEA Distribution

Janus.Intelmann@bennbridge.com

+44 (0)7811 223 539

Michael Dowding

Associate – EMEA Distribution

Michael.Dowding@bennbridge.com

+44 (0)7815 640 887

